



LED Explosion Proof High Power Street Lights



100W,120W,160W,200W



150W,220W,250W

Features

Application scenario

This product has good explosion-proof function, suitable for IIA, IIB, IIC explosive gas environment and various inflammable and explosive places, mainly used in railway, electric power, metallurgy, petroleum, petrochemical, chemical, steel, aviation, ship and each Efficient lighting in factories, stations, large facilities, venues and other places.



Product Features

1, Configuration: It adopts imported LED light source, with an average service life of up to 100,000 hours. The power supply adopts wide voltage processing, which can realize constant current output, and has short-circuit and over-voltage protection functions, which greatly prolongs the service life of the lamps.

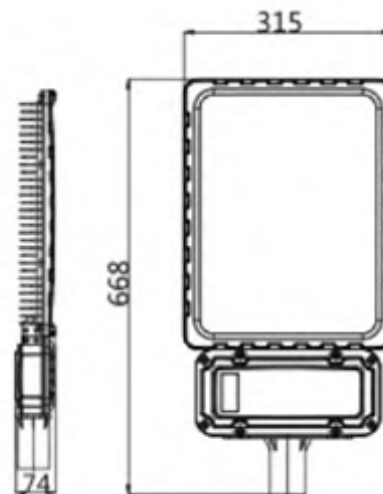
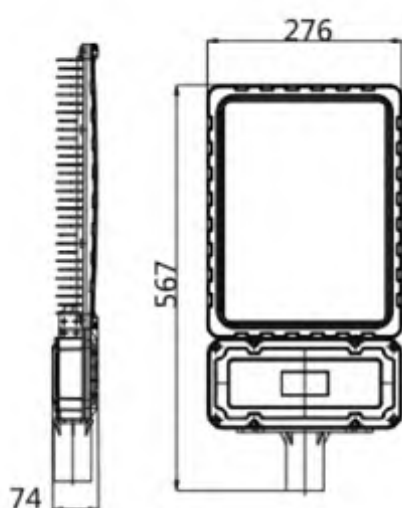
2, Heat dissipation: It adopts integrated streamlined structure to better increase heat conduction. The explosion-proof electrical box and lamp cap are double-chamber design. The large space size ensures the assembly of various large-scale electrical appliances. The heat dissipation performance is excellent, so that the LED chip and power supply The temperature rise is reasonably controlled within a reasonable range, which greatly guarantees the service life of the lamp.

3, Light distribution: light projection is even and soft, especially suitable for all kinds of need to cast light, floodlights as a fixed lighting.

4, Protection: The protection level of the lamp body is IP66, the anti-corrosion grade can reach WF2, and it has excellent explosion-proof, dustproof, waterproof and anti-corrosion ability. The surface of the lamp body will never corrode and never rust.

5, Installation method: Various installation methods such as flange street lamps and guardrail street lamps can be used as needed.

Dimension



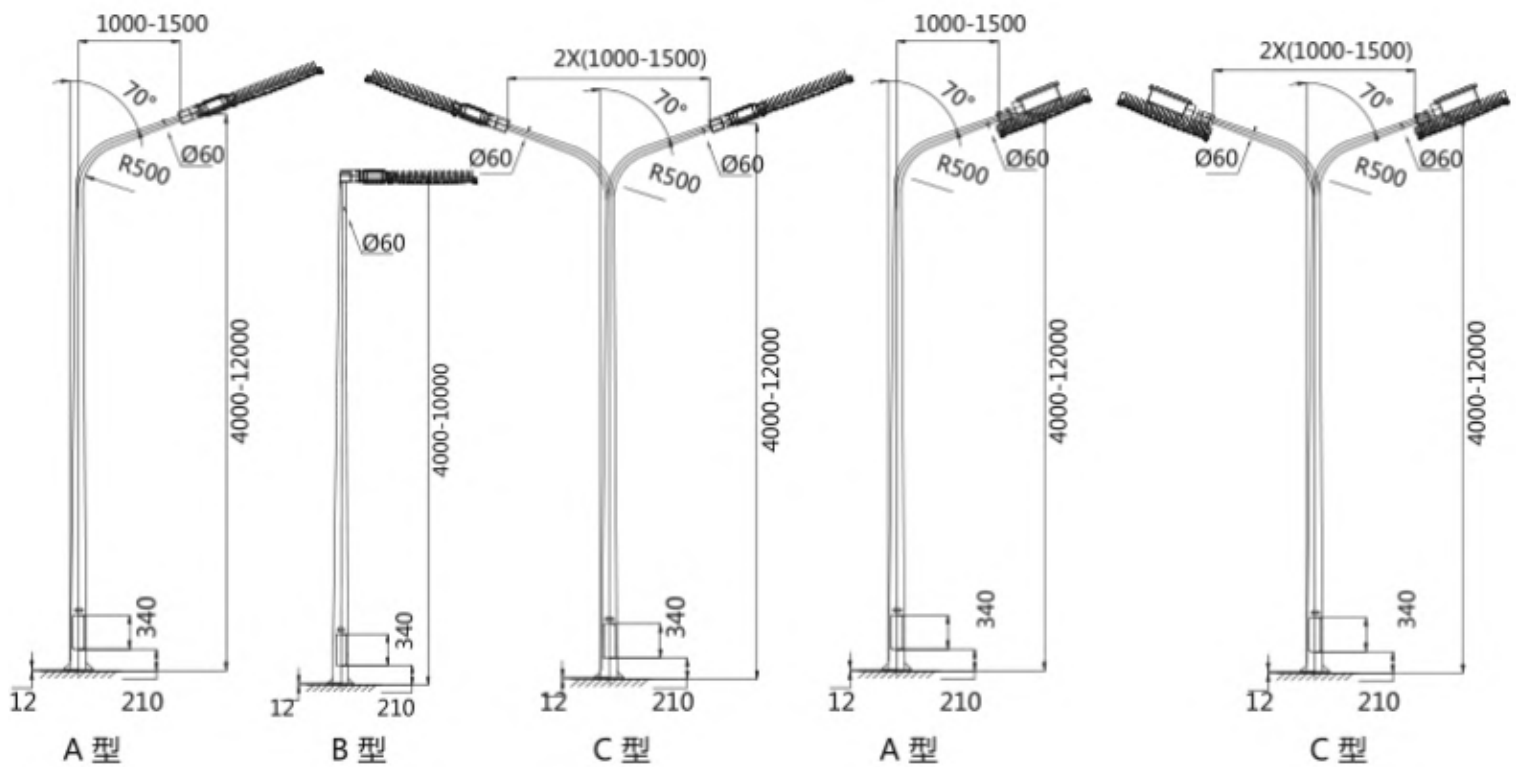
100W,120W,160W,200W 150W,220W,250W



Packing

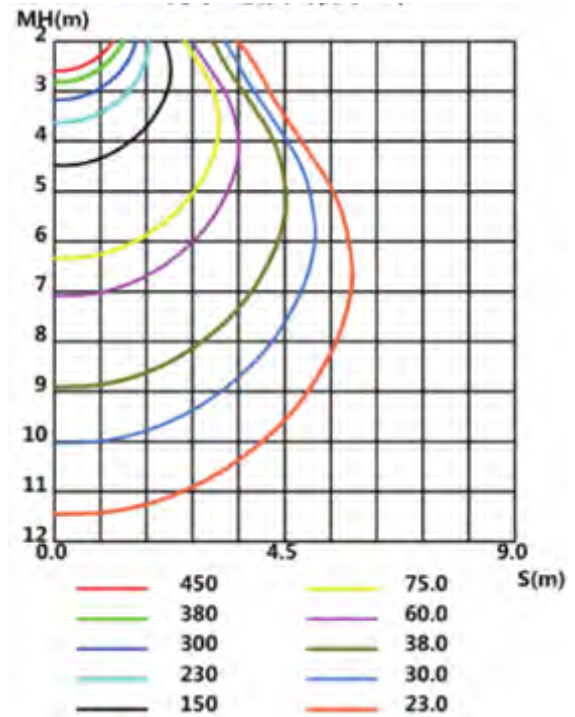
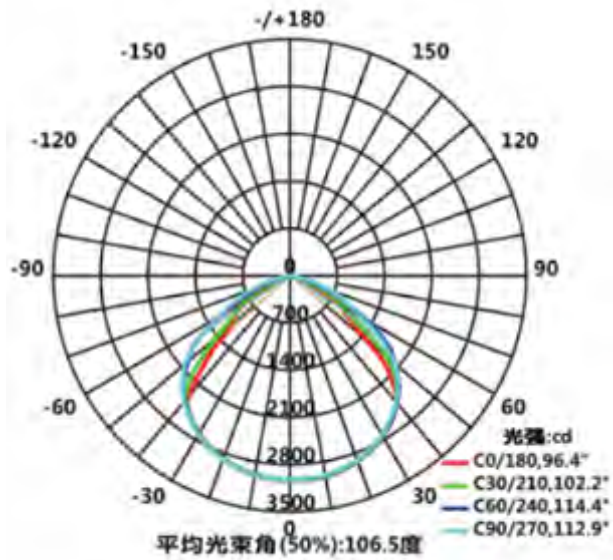
ENEP	PRODUCTS SIZE	PACKING SIZE
100W/120W/150W	276x590x95mm	620*320*180/10.5KG/1PC
200W/220W/250W	315x690x95mm	702*332*157mm/15.5KG/1PC

Installation



TEST REPORT

100W,120W,160W,200W



150W,220W,250W

